



PRISM CUT P20/P28



What Makes The PrismCut Special?

Beautiful Outside, Powerful Inside

The sleek, clean lines of the cutter and the multi-colored LED lighting might lead you to believe that this is a nice little toy, but closer inspection of the metal chassis, precision workmanship and industry leading performance reveal that this is indeed a professional class machine for the discerning user who wants and deserves only the best.



Wireless Connectivity

Ditch the cord! Connect to your computer through home WiFi, or directly from cutter to computer wirelessly! You can even cut jobs right from a thumb drive, or go old school with included cables! Don't let location limit your projects.



Simple, Sleek, & Intuitive UI

Designed to provide ease of use for the beginner, but still support the powerful features needed for an expanding business or craft.

All your settings are right within reach with the bright and responsive touch screen.

Contact US Cutter Sales at 425-481-3555 with any additional questions!

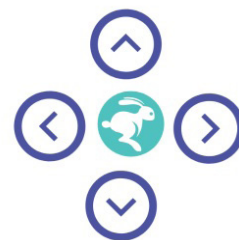
mywifiname: 192.168.25.200

SETTINGS SPD/FRC TEST CUT

SPEED FORCE

400 **70**

MODE: BLADE




US Cutter

Print & Cut (Contour Cutting)

Unlike other systems that use a simple sensor, the PrismCut has a high resolution camera that can actually SEE registration marks, even on colored and transparent materials, or if the registration marks themselves are white or light colored.

You can cut stickers, create pop-ups, cut transparencies, eliminate press marks with transfer paper, and MORE, all with best-in-class precision.





*Cut from High Quality HTV with a 60° Blade

Sized to Fit Your Needs

Whether you choose the smaller P20 to fit into your workspace, or the wider P28 model to handle bigger jobs that you might otherwise lose to competitors, PrismCut has been specially designed to be “just right” for any job at hand.

Both boast the same cutting capabilities with their high precision stepper motor, but the P28's larger size allows for increased media and cutting area.



Attention to Detail

Precision built parts means fine details and small lettering (as small as 2mm) are a breeze!

Tiny letters that are readable (and weedable) is something that you simply will not find in other cutters, regardless of price.

Optional Accessories

Etch metal items such as dog tags, bottle openers, trophy plaques with the optional etching tool.



Score folds for greeting cards, reverse emboss lettering with the optional embossing tool.



Specifications

	P20	P28
Cut precision	0.01mm	0.01mm
Repeat Accuracy	0.08mm	0.08mm
Max media width	19.75"	28"
Max cutting width	16"	24.5"
Dimensions (inches)	28.5 x 7.5 x 6.5	37 x 7.5 x 6.5
Weight	16.8 lbs	21.2 lbs
Display	Touch Screen	Touch Screen
Max Speed	750 mm/sec	750 mm/sec
Max force	800 grams	800 grams
Power Requirement	24V / 1.5A	24V / 1.5A

Contact US Cutter Sales at 425-481-3555 with any additional questions!

US Cutter